
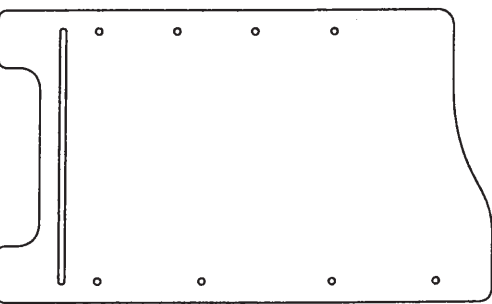










# Storage Chest / Bench Assembly Instructions

4/13/10

HARDWARE	PARTS
<p><b>A</b> Allen Wrench M4 x1</p> 	<p><b>①</b>  Side Panel (Left &amp; Right) x 1pc</p> <p><b>③</b>  Front Panel x 1pc</p> <p><b>④</b>  Base Panel x 1pcs</p> <p><b>⑤</b>  Lid Panel x 1pc</p>
<p><b>B</b> JCBC-W M7 x 50mm x8</p> 	<p><b>②</b>  Back Panel x 1pcs</p>
<p><b>C</b> THCB Screw M4 x 14mm x8</p> 	
<p><b>D</b> Lid Support - Middle (G-331, 2.5 Spring) x1</p> 	
<p><b>E</b> Wood Dowel M8 x 30mm x8</p> 	

**IMPORTANT! DO NOT TIGHTEN SCREWS OR BOLTS UNTIL COMPLETELY ASSEMBLED!!**

Customer Service 0607 - 652 7321